

**Southwest Human Resource Agency**

**Head Start**

**Community Assessment**

**JANUARY 2013**

---



## **TABLE OF CONTENTS**

<b>Introduction</b>	<b>1</b>
<b>Mission Statement</b>	<b>2</b>
<b>Program Philosophy and Goals</b>	<b>3</b>
<b>Program Account/Program Option</b>	<b>4</b>
<b>Program Options and Component Services Data Analysis</b>	<b>6</b>
<b>Children with Disabilities</b>	<b>11</b>
<b>Overview of Service Area</b>	<b>16</b>
<b>Demographics</b>	<b>19</b>
<b>Recruitment Area</b>	<b>30</b>
<b>Community Resources</b>	<b>31</b>
<b>Program Goals</b>	<b>32</b>

## **COMMUNITY ASSESSMENT**

### **Introduction**

All of the seven (7) Southwest rural counties served by our Head Start Program have per capita incomes and educational levels which are comparable or slightly above the averages for Tennessee and for the United States.

### **Methodology**

This Community Assessment will serve as a collection of some of the most reliable and recent data available concerning our community. Data was acquired from various sources including the Census Bureau, Tennessee Department of Human Services, Southwest HRA Head Start's data base (including the PIR report) and Parent Surveys. This Community Assessment was compiled with input from the Head Start Management Team, Head Start Parents, and the Head Start Policy Council. It will offer a systematic analysis of this information, which will help our program to determine how to best serve Head Start and potential Head Start families. As a vital part of our program planning process, the findings based on the Community Assessment will be the basis for program choices and options that are allowed in the Head Start model.

# **SOUTHWEST HRA HEAD START**

## **MISSION STATEMENT**

The mission of the Southwest Human Resource Agency as promulgated in TCA-13-26-102 is to deliver human service programs in the eight (8) county planning and development region of Southwest Tennessee. The eight (8) counties are: Chester, Decatur, Haywood, Hardin, Hardeman, Henderson, Madison, and McNairy.

The mission of the Southwest HRA Head Start is to create and support a safe and caring place of success for children, families and staff, meeting and exceeding the national goals of Head Start through parent and community partnerships.

## **SOUTHWEST HRA HEAD START PROGRAM PHILOSOPHY AND GOALS**

Southwest HRA Head Start seeks to provide programming that will enhance children's growth and development in preparation for later academic and social pursuits. We believe the preschool years and the experiences that children have during these years are important to successful development, therefore we make every effort to provide the highest quality program possible. We believe that growth and development are multi-dimensional; therefore we offer the comprehensive services of education, medical, dental, and nutritional health, and social services. We believe that children with disabling conditions both benefit from and contribute to programming for preschool children; therefore we make a special effort to serve and support children with disabling conditions. Finally, we believe that parents are the most important people in children's lives and that the support parents give children as they grow and develop is beneficial and crucial to their future success, therefore we involve parents in all aspects of the program and support them in their roles as parents and provide for their families.

### **Our goals are:**

1. To provide qualified, well-trained staff who will interact with children in ways that will promote their development and understanding of themselves and others and their development of social skills and intellectual growth.
2. To provide a curriculum which encourages children to be actively involved in the learning process through a variety of appropriate activities and materials, and to learn about life, their communities, and the world as they develop skills that will support later academic endeavors and school readiness.
3. To provide an indoor and outdoor physical environment which fosters optimal growth and development through opportunities for exploration and learning.
4. To protect and enhance the health and safety of children and adults at all times.
5. To promote and assist parents in meeting the needs of their children.
6. To meet the nutritional needs of children and adults in a manner that promotes physical, social, emotional, and cognitive development.
7. To provide training and support to staff so that they can best meet the needs of and promote the physical, social, and cognitive development of children.
8. To involve parents in the program in ways that enhance their abilities to support children's growth and development, and assure that the Head Start Program effectively addresses their own goals for their children.
9. To provide opportunities for families that will assist them to becoming self-sufficient and involved advocates for their children.
10. To provide a transitional process that will allow for a smooth transition of the family into the Head Start program, while offering transitional activities within in the Head Start program and providing activities that will result in a smooth transition into the local school system for the parent and child.
11. To establish community partnerships with other Agencies to provide and enhance services to our Head Start children and families.

# SOUTHWEST HEAD START

## PROGRAM ACCOUNT/PROGRAM OPTION

### COMMUNITY ASSESSMENT

For the Program Year 2013 - 2014 the Southwest Human Resource Agency Head Start Program wishes to operate on Program Account No. 22 & 20. There will be twenty-seven (27) classes - 519 funded slots, operating on the Regular Standard Option. These classes will be on a five day a week schedule for center-based activities. Monday through Friday of each week will be designated for the Head Start enrollees to be in the center-based classrooms for their active participation.

This program will operate two (2) extended care classes with each class having 20 funded slots. A total of 40 children will be served. One (1) additional classroom, 20 funded slots, will operate as a Pre-K collaboration classroom.

The Operating Year is for 12 months, July 1, 2013 through June 30, 2014 with classes in session for nine (9) months, August 2013 through May 2014.

### PROGRAM ACCOUNT AND OPTION INFORMATION:

(1) Number of children to be enrolled. 579

(2) Ten percent of enrollment for disabilities 58

(3) Number of children for whom fees will be charged. We do not charge any fees for the Head Start enrollees. Fees will be charged **only** for those children utilizing the Extended Day Care hours (6:00 a.m. – 7:30 a.m. and 1:30 p.m. – 6:00p.m.) working in collaboration with the Dept. of Human Services Childcare Program whenever possible.

(4) Number of families above and below the poverty income level whose children will be enrolled.

We are allowed to have 10% over the poverty income level enrolled at one time; therefore, that would equal 58 families provided each of the families had one child enrolled leaving 521 families below the poverty guideline.

(5) Number of hours per week of operation. There will be twenty-eight (28) classes where the children are in the Head Start Centers approximately 6 hours a day, 5 days a week, 8 months per year providing 160 child days of service per year. The staff work on an 8 hour day, working 5 days a week.

There will be two (2) classes, where the children are in the Head Start Centers at least eight (8) hours a day, five (5) days a week, 8 months a year providing 160 child days of service each year. These classes will operate from 6:00 a.m. – 6:00 p.m to accommodate, providing Head Start and Extended Care hours for families who work or are enrolled in educational/training programs. We also have an extended services classroom in our Chester County Center operating five (5) days a week, 9 months a year providing 160 child days of service plus an additional 20 LEA days. This classroom operates from 7:00 a.m. – 5:00 p.m. The classroom is a collaborative effort between Southwest HRA Head Start and the Chester County Board of Education. The classroom duties are shared by a Head Start teacher and assistant teacher and a Chester County School system teacher and assistant. This collaborative effort has proved to be very successful and we hope to expand this effort to other counties.

(6) Number of weeks per year that the Head Start Program will operate. All classes will operate 38. The personnel on the Central Office Staff will work on a 44 or 52 week basis.

(7) Number of teachers. 30 Teachers

(8) Number of teacher assistants. 30 Teacher Assistants

(9) Number of Day Care Workers: 4 Day Care Workers

(10) Number of classes or homes (in outreach programs.) All of the Southwest Head Start Classes will be center-based.

## Program Options and Component Services Including Data Analysis

All Head Start components are important, but the efforts to meet the Health, Social Service, and Parent Involvement needs have resulted in placing emphasis on decreasing the number of children and families served by each Family Case Manager. All of this Program's 15 Family Case Managers, have received their S.S.C.B.T. credentials. The training provided to the staff, and emphasis on the positions have proved important as Head Start parents and children appear to be enrolling with more family problems than before or previously recognized. Efforts to serve the "neediest children" and serve more referred children with diagnosed disabilities prior to enrollment have also changed the general make-up of those served. A large number of our families have had involvement with other agencies, and the percentage of grandparents raising children and protective services cases is increasing each year. A greater than average number of children have disabilities, and these families have increased stress and tension as parents cope with their problems. All of the parents state they feel the need for their children to attend a Head Start Center as opposed to home based. All of the parents feel that their children need to be in an "educational" setting, and many are surprised at the comprehensive nature of our program and the emphasis on parent education and involvement. A component and topical breakdown of component service emphasis and decision making follows.

**Child Education:** Each parent who attends a March Parent/Teacher Conference will be given an opinion survey to complete. In the past the parents completed the survey in November, many more services are offered after this time frame and we need to know if they are meeting the needs of our families. We felt the change was necessary for the program to receive a more complete picture of what the child and parent had experienced for the entire year. The results from this year's surveys will be shared with policy council and vested individuals and included in this report next year.

**Family Education:** Approximately 491 Head Start adult family members of children currently enrolled have attained a high school diploma or GED as of January 16, 2013. The literacy level of the parents is being considered in producing parent education documents, activities, and written materials. Most of the parents have not been exposed to a preschool classroom or volunteered in a community organization, and need training in how to use their skills with the staff and children. Although literacy and adult education has been emphasized for some time, one-on-one encouragement is needed and efforts to improve the availability and access to adult education will continue.

**Nutrition:** There has been an observed lack of parent knowledge in what constitutes a well balanced diet and in cooking skills related to new foods and optimize cooking methods and numerous parents have listed nutrition education as high priority. Parents have been invited to attend training sessions emphasizing nutrition each year. We have encouraged parents to participate in the WIC Outreach Program where it is available, and have included information during home visits where needs have been identified. The presentation "You Are What You Eat" is presented at one parent meeting at each center during the year. There were 543 children screened for anemia and 61 currently in the program that will be screened by the Head Start nurse with parents' permission. Of those already screened, 6% tested positive for a degree of anemia. Head Start Staff are very supportive of parents concerning healthy eating habits needed follow-ups and providing them with information concerning iron rich foods. The Asst. Director for Child Health Services works with the school systems in ensuring that the cycle menus continue to include frequent servings of vitamin A and iron-rich foods. Some of the families participate in food banks (churches and community service centers), which are believed to be adequate in our community at this time. A fairly large number of parents qualify for food stamps and are using the service.

There has been an increase in children that are overweight for their height. A growth chart is used to measure readings over time to help reveal a pattern of development. The chart lets you know how children are growing in relation to other children, their age, and also to track their progress from previous measurements. Six hundred sixteen (616) children were weighed and measured. Of these children, 68 were above the 95<sup>th</sup> percentile on the growth chart. Children above the 95<sup>th</sup> percentile are considered to be obese.



These children were tracked by head Start Staff by height and weight repeated every two (2) months. Parents are also given information concerning healthy eating and how exercise and activity are important. Parents are also encouraged to discuss their child's weight with their family physician. Some parents feel that being overweight is normal for their child because it has been a "normal" occurrence in their family. Encouragement and education is needed to try and change some of the myths about being overweight.

**Parent Involvement:** Family Case Managers are essential along with the teaching team in ensuring adequate parent involvement in the Head Start Program.

The Assistant Director for Parent Involvement will continue in efforts to provide appropriate leadership to the Head Start staff.

Every effort will be made to involve parents in decision making, provide training and information on topics that have been identified by parents as being needed, and to recognize and promote parents as the primary educator for their child. This will be accomplished through a variety of means i.e. Parent Committee Meetings, Policy Council Meetings, Parent Day Programs (including special programs for fathers), Newsletters, Parent-Teacher Conferences, Home visits, Parent Information Packets, Resource Library, and including parents at In-Service Training throughout the year. The Parent Involvement component's main objective is to help improve the lives and the well-being of children. We want to see more children grow up with committed and involved fathers in their lives. We will strive to provide information and training to help fathers, mothers, kids and everyone to understand that fathers play an irreplaceable role in the lives of their children.

**Medical:** Health care services for children in our seven (7) county area have improved since providers have been assigned to children enrolled in TennCare. *Cover Kids*, a program offered to children who do not qualify for TennCare, is now taking new enrollees.

Cover Kids has made a difference for families who are financially over the TennCare income guideline. Families can apply online or request a paper application by phone.

It is impossible to assist Spanish families in getting insurance coverage when the child was born outside the United States. We do try to help them develop a medical home through the local health department or community health agencies. Dental services for children with TennCare have improved considerably since more dentists are contracting with TennCare. There are at least two (2) or more dentists now accepting TennCare in all of the counties we serve.

**Housing:** Many Head Start parents state their housing is not desirable or adequate. Referrals will continue to be made to the Human Resource Agency which has the Weatherization Assistance Program, Homeless Assistance, LIHEAP, and Emergency Services Program when it appears parents might qualify.

**Career Development:** Our Agency will continue in its efforts to employ qualified Head Start parents and to provide training leading up to CDA credentials, SSCBT credentials, or college degrees for staff. Currently, twenty - one (21) of this Program's teachers and two (2) teacher assistants possess an Associate in Early Childhood Education. Seven (7) teachers and one (1) teacher assistant possess a Bachelor Degree in ECD. The two (2) remaining teachers possess a CDA and are within a year of completing the Associate Degree. All of our 15 Family Case Managers possess an SSCBT. Five (5) of our Family Case Managers have an Associate Degree and one (1) has a bachelor's degree.

**Disabilities/Mental Health:** Family and children's needs related to Head Start family problems and needs have increased. Better information management and tracking allow for improved services. Both disabilities and mental health areas are identified for increased training emphasis, along with general "classroom management" which is excellent in dealing with our clients. Mental Health Consultants are taking an active role in parent/staff conferences of children who have previously been identified by Mental Health Consultant during Mental Health observations. Mental Health Consultants in Henderson and Chester County have agreed to come to the classroom and provide counseling to children whose behavior is disrupting the classroom and where they are having problems functioning within the group. These services would be provided with the parents consent and presence when possible. This active role has increased the parent's cooperation in following through with the Mental Health Consultants recommendations.

**SOCIAL SERVICES:** Fifteen percent (15%) of our Head Start Primary adult members have an educational level less than a High School diploma. This shows a 6% decrease from last year. More parents are working towards getting a high school diploma or GED. Three Hundred Forty-five (345), or 60%, of primary adult members have a High School Diploma or GED. Twenty-five percent (25%) of the 576 primary adult family members have some type of college training or degree. The number of High School Graduates has risen greatly since many jobs now require a High School Diploma or GED to be employed. Today many adults are realizing the importance on working towards a higher education level. The Head Start program has paid for parent's GED testing fees to assist parents in receiving their GED. Eighty-five of primary adult family members with no High School Diploma were referred to our Board of Education for GED courses. Ten (10) of the 85 have passed their courses and received their GED. Our Head Start families still receive opportunities from our Head Start program to make a change in their educational and employment status. To assist our program in encouraging family members to continue their education our Head Start program still hold partnerships agreements with agencies such as ABE programs, Libraries, etc. Our Family Case Managers have referred several family members for job opportunities. The coming program year we will provide more opportunities and encouragement to family members in assisting them in working towards a GED or working towards a higher educational level. This will be done by linking family members to various trainings, and agencies that can provide educational services to adults.

### **Labor and Unemployment**

Tennessee's seasonally adjusted unemployment rate for October was 8.2%. The October rate a year ago was 8.9%. Unemployment rate in the counties that we serve range from 8.7% up to 11.6%. Last year rates ranged from 8.1% up to 12.2%. Although there has been a significant drop, the failing economy has contributed to high unemployment rates across the seven (7) counties that we serve. Our program will be expecting to provide job search assistance for these counties in the coming program year by direct or referral services as in the past. Unemployed parents are encouraged to seek employment as a family goal when possible. We project that due to higher unemployment rates and lack of jobs many Head Start applicants' incomes will fall in the lower range levels of our income guidelines causing an increase in the number of low income families being served by our program. The following unemployment rates were documented for October 2012, they are Chester Co. 8.7%, Decatur Co. 9.3%, Hardeman Co. 11.6 %, Hardin Co. 9.3%, Haywood Co. 10.9%, Henderson Co. 10.8% and McNairy Co. 9.2%.

This coming program year our Head Start program will continue to strengthen our verbal partnership with workforce essentials. Workforce essentials is a private organization that contracts with the State of Tennessee to provide job placement services to Families First customers in 34 west and middle Tennessee counties. This partnership will allow for our Head Start program to be a placement site for our Head Start families who receive Families First (TANF) assistance and are obligated to do community service work as part of the Families First guidelines. This also will assist in providing an additional site for Families First clients who are not Head Start families to become volunteers to meet their community services obligations. This partnership not only provide for Families First clients to meet their obligations it also provides for them to attain work experience that could lead to employment in a daycare setting. Our program also has hosted job fairs, job searching and resume training. Families will also be provided job search training through the Tenn. Career Coach, that will provide on-site employment assistance by assisting adults to apply for various job openings. Many times families that are unemployed experience other issues such as budgeting on small amounts of income and financial savings. Trainings are provided to our Head Start families to address these needs as well.

## **Single Parent Families**

Single women are almost 100% more likely to live in poverty than single men. Sixty-four (64%) of our Head Start children live in single parent households, which shows a slight decrease from last year which was 62%. Head Start single parents that are employed, work at local industries in the counties that they live or in the surrounding counties. Even in the work force many single parents still have a need for financial assistance. The high cost of gasoline has created an even more need for financial assistance in our families' homes. Due to the economy, Head Start families will need more Head Start services and other community resources to assist them in becoming self sufficiency. Five Hundred and Twenty (520) of our 576 Head Start families have received services ranging from GED classes, emergency assistance, employment, housing assistance and parenting classes have been made to assist in providing opportunities for our Head Start families. Additional ongoing follow-ups and referrals are being made to encourage and assist families in reaching their goals. One Hundred percent (100%) of our Head Start families have completed a Family Partnerships Agreement. The FPPA has been enhanced with the new Family and Community Engagement Framework that will assist staff in tracking parents participation in activities that promotes school readiness, family wellness, financial literacy, as well as community involvement. The Framework will be a benefit to all families and staff. This coming program year, the Family and Community Partnerships component will seek out and partner with agencies that can provide support in meeting needs of single parents on a broader scale in providing stress management, child support assistance, healthy marriages, fatherhood and financial assistance.

**Literacy:** The Southwest HRA Head Start Program has partnership agreements with the seven (7) county LEA'S to provide literacy services for our Head Start families. In addition to literacy services, transition services have been enhanced through these partnerships by each LEA providing services such as registration dates and information needed to enroll a child for Kindergarten. The coming program year parents and their child will be given a date that they will be invited to attend a Kindergarten class as a field trip or attend a Kindergarten Open House held at night to receive information about Kindergarten. These partnerships have provided for school representatives to attend Parent Committee Meetings to educate and prepare parents for transition into the local school systems. These services have also prepared and involved children in transition experiences.

Our Head Start Program has enhanced literacy services to our Head Start Program by providing book bags for our Head Start children. Book bags have provided parent and child togetherness time as well as an educational learning experience. Our surveys from parents have shown that parents are pleased with this service and they are utilizing these services to prepare their children for transition into the local school system. The book bag has also provided for appropriate books to be circulated into the homes of our Head Start families. Our book bags now have wooden clocks, and puzzles as part of the book bag activities for the parent and child to use at home. The Haywood Co. Tennessee Extension Program provides books to our children in this county. This project is called the Book Jam Program. Our partnership agreements with our seven (7) county libraries still exist. Library representatives have presented workshops on the importance of reading to a child. Family members have also been encouraged to apply for a library card, and have been informed of the additional services offered by their county libraries. Six (6) of our counties are eligible to receive books from the Dolly Parton Imagination Library for families with children that ages range up to age 5. Head Start parents are given enrollment forms to sign their children up to receive one book a month.

## **Children with Disabilities**

Our Head Start Program covers seven counties in Southwest Tennessee. The counties are as follows: Chester, Decatur, Hardeman, Hardin, Haywood, Henderson, and McNairy. The Southwest Head Start Program has an annually updated contract with each Local Education Agency in our service area and we work collaboratively with the LEA throughout the year.

The Head Start Program also works with other outside agencies in each county as deemed necessary. In our service area, there has been an increase by the LEA's in the number of pre-school classrooms. Since the LEA's are now providing pre-school for four year olds, it has proven to have an impact on the number of disability children in Head Start .In comparing the disabilities reports from the LEA's and Head Start from last year, the number of disabled children in the LEA's has increased by 1 while the number of disabled children in the Head Start Program has increased by 49. Increase in children with disabilities in Head Start is due in part to increased enrollment and diagnosis of three year olds.. The following is a report of the number of Pre-School/Kindergarten children identified by the local school systems at the time of this update. Also included is a report of the number of Head Start children identified as having a disability at the time of this update.

**Chester County-** The Chester County School system reports having 37 disabled Pre-School/Kindergarten children. Our Head Start program reports having a total of 2 disabled children (speech) enrolled in the Chester County Head Start centers.

**Decatur County-** The Decatur County School system reports having 57 disabled Pre-School/Kindergarten children. Our Head Start program reports having a total of 14 disabled children (speech) enrolled in the Decatur County Head Start centers.

**Hardeman County-** The Hardeman County School system reports having 82 disabled Pre-School/Kindergarten children. Our Head Start program reports having a total of 15 disabled children (speech) enrolled in the Hardeman County Head Start centers.

**Hardin County-** The Hardin County School system reports having 79 disabled Pre-School/Kindergarten children. Our Head Start program reports having a total of 11 disabled children ( 10 – speech and 1 developmental delay/speech) enrolled in the Hardin County Head Start centers.

**Haywood County-** The Haywood County School system reports having 198 disabled Pre-School/Kindergarten children. Our Head Start program reports having a total of 10 disabled children (speech) enrolled in the Haywood County Head Start centers.

**Henderson County-** The Henderson County School system reports having 99 disabled Pre-School/Kindergarten children. Our Head Start program reports having a total of 5 disabled children (speech) enrolled in the Henderson County Head Start centers.

**McNairy County-** The McNairy County School system reports having 118 disabled Pre-School/Kindergarten children. Our Head Start program reports having a total of 7 disabled children (speech) enrolled in the McNairy County Head Start centers.

## **Services provided by Community Service Agencies serving children with disabilities within the Southwest Head Start seven county areas**

Our ChildFind process begins November of each year. Letters are sent to various agencies seeking referrals on 4 year old and 3 year old children with disabilities. Family Case Managers do follow-ups by way of office visits, phone contacts and mailing out flyers. Flyers are also given out during door to door recruitment of children. To further secure placement of disability children into the Head Start program, written partnership agreements are kept up to date with the LEA, Tennessee Early Intervention System, Tennessee Infants and Parents Services, Department of Children Services, etc.

The agencies listed on the following pages provided the estimated data to confirm the number of 4, 3 and under the age of 3 year old children with disabilities whom they presently serve. The types of disabilities reflect those of children who are presently being served. Various agencies have reported that they have had a slight decline in the number of children who are 4 years old and younger being served. Some reasons being mothers who use more preventive care during prenatal stages to parents having a larger scope of agencies to choose from when searching for an agency to provide services to their child. Each agency's number of children being served and types of disabilities changes from year to year. **\*Note: Counties that are not listed under the various agencies had no children being served at this time. The following data may also include children who receive services from two or more of these agencies.**

**County Preschools for 3 year old children with Special Needs:**

County pre-schools Provide intense classroom services for children with special needs. These children must meet the criteria of having a specific learning disability, speech or language impairments, mental retardation, emotional disturbance, other health impairment, multiple impairments, hearing impairments, orthopedic impairment, autism, visual impairments, traumatic brain injury, developmental delay, blindness, or deafness. The Individuals with Disabilities Education Act (IDEA) provides the federal funds for these classes.

<b>COUNTY</b>	<b>No. of classes</b>	<b>Age served</b>	<b>Types of disabilities</b>
CHESTER	1	3 YR- 2 4 YR- 6	Developmental Delayed (4) Speech Impaired (4)
DECATUR	1	3 YR-10 4YR- 1	Developmental Delayed (4) Speech Impaired (1) Language Impaired (4) Blind (1) Autism (1)
HARDEMAN	3	3 YR- 3 4 YR -9	Developmental Delayed (11) Autism (1)
HARDIN	1	3 YR- 6 4YR- 6	Autism(1) Developmental Delayed(4) Language impaired(7)
HAYWOOD	3	3 YR- 10 4 YR - 37	Developmental Delayed (10) Speech/Language Impaired (33) Autism(2)
HENDERSON	3	3 YR – 12 4 YR - 19	Speech Impaired (5) Language impaired (4) Developmental Delayed (20) Vision(1) Autism(1)
HENDERSON CO CAYWOOD CITY SCHOOL	1	3 YR – 1 4 YR - 11	Developmental Delayed (4) DD Speech Impaired (2) DD Language Impaired (1) Speech/Language Impaired (2)
MCNAIRY	2	3 YR – 4 4 YR - 8	Developmental Delayed (8) Language (1) Autism (2) Orthopedic (1) Other Health Impaired (1)
<b>TOTALS</b>	<b>15</b>	<b>146</b>	
<b>TOTAL SERVED 146</b>			

**Quinco Mental Health Center:**

Provides mental health and substance abuse treatment services. Provides dual services for children when needed.

**McNairy Co.**

<u>4 yrs. old</u>	<u>3 yrs. old</u>	<u>under 3</u>	<u>Types of disabilities</u>
0	1	0	oppositional defiant

**TOTAL SERVED 1**

**West Tn. School for the Deaf:**

Provides a total communication environment for students with emphasis on the use of signed English, finger spelling, speech, gestures and pantomime. Services also include impedance testing, hearing aid/auditory trainer analysis and ear mold impressions. The service area include all 7 counties served by the Southwest Head Start program.

**Age and number of children served:**

<u>4 yrs. old</u>	<u>3 yrs. old</u>	<u>under 3</u>	<u>Types of disabilities</u>
3	2	0	Hearing Impaired

**TOTAL SERVED 5**

**Star Center:**

A resource and training center dedicated to ensuring that all individuals with disabilities or other special needs reach their potentials. Evaluation and training provided in the areas of vision, mobility, augmentative communication, art and music therapy. The service area includes all seven (7) counties served by the Southwest Head Start program.

***Age and number of children served***

<u>4 yrs. old</u>	<u>3 yrs. old</u>	<u>under 3</u>
1	2	5

***Types of disabilities and number served :***

- Autism – 4 yrs - 1
- Down Syndrome – under 3 yrs - 1
- Prematurity – under 3 yrs - 1
- Extreme Prematurity – under 3 yrs - 2
- Seizure Disorder – 3 yrs – 1
- Seizure Disorder - under 3 yrs - 1
- Retinopathy Prematurity – 3 yrs - 1

**TOTAL SERVED      8**



## **LEA Pre-K:**

The state Pre-K Program provides early childhood education services to four-year-old “at-risk” children. At-risk children include children with disabilities, students in state custody, children who qualify for the Free or Reduced Price Lunch Program and those children who are considered the underserved population. The funding sources are provided by The Tennessee Office of Early Learning and the Tennessee Lottery revenues.

Based on the data collected children who are age eligible for Head Start and have a disability are being served many times by agencies that can provide services specific to the child’s special needs and in many cases giving the child more one on one educational hours. The increase of Pre-K and special needs preschool classes has caused the number of disability children served by our Head Start program to decline by as much as one third of the types of diagnosed children we have served in the past.

The increase of Pre-K classrooms across our seven (7) county Head Start programs not only affected the number of disability children our program serve but it has had a great impact on the number of 4 yr. old children being served in our program. In the past years Head Start’s enrollment was comprised of at least 85% or more 4 yr. old children. Since the opening of Pre-K classes, Head Start percentages of 4 yr. old children have been steadily dropping. Fifty-three percent (53%) of our children enrolled are 4 years old at the present time. This is a 3% drop from last year. In order to reach the federal mandate of full enrollment we are now serving more 3 yr. old children. This program year we have served a total of 289 three years old children. This may be attributed to the closing of some Pre-K classes. We are now serving 333 four year old children. It still remains that families have chosen Pre-K over Head Start due to the conveniences of sending their Head Start age child to the same school system as other siblings in the household, being provided longer hours and more days of service in the school system and in some cases receiving transportation. Our recourse is to provide services that are equal to Pre-K services. This could include extending Head Start service hours from 1:30 in the afternoons to 2:30 or longer, and in some areas collaborating with Pre-K classes that would offer parents the opportunity to receive services for their child from both programs in a classroom setting. Presently we have one Pre-K partnership in our Chester county center. The coming program year we will need to incorporate some of these options. The coming program year the Kindergarten cut-off date will change to August 31, 2013 and August 15, thereafter. Some children that we now serve will not be age eligible for Kindergarten and may choose to return back to Head Start for a second year.

## Overview of Service Area

The service area of Southwest Human Resource Agency Head Start includes seven (7) counties in the Southwest Tennessee area.

*Chester County*, the crossroads of West Tennessee, has a rich educational heritage and diverse entertainment opportunities usually found only in urban areas. Freed-Hardeman University offers national leaders, theater, music, and business seminars. Both Chester County Schools and F-HU nurture scholarship and adult educational training. Chickasaw State Park draws thousands to its recreational retreats. The annual September Barbeque Festival salutes the significance of Chester County's multimillion dollar agricultural base while it celebrates its nationally recognized speciality - whole hog barbequed over an open pit. More than 10 industries are helping to broaden the county's economic base, and local leaders are committed to providing a financial climate favorable for continued growth. There is one (1) Head Start Center (4 classrooms) located in Henderson.

*Decatur County* anchors the middle of the extreme eastern edge of West Tennessee. It is bounded on the north by Benton County and the west by Henderson County. The Tennessee River divides it from Perry County on the east and from Hardin County on the south. Decatur County offers not only beautiful landscapes, but also provides abundant natural resources. Phosphate and limestone are two of the county's mineral assets. The limestone is well suited for building materials and also supplies high-grade gravel for road construction. Decaturville, the county seat, is located in the central portion of the county. Parsons, the county's largest town, was chartered in 1913. Decatur County hosts several industrial plants that produce a variety of products. With the Tennessee River on the Eastern border of the county, residents and visitors alike enjoy all types of water sports including hunting, fishing, skiing, and camping. The SWHRA operates Head Start Centers in the communities of Decaturville (1 classroom) and Parsons (1 classroom).

*Hardeman County*, home of the Bird Dog Museum and Field Trial Hall of Fame, is rich in history as well as natural resources. Along with the scenic Hatchie River, which runs across the county, there are more than 20 watershed lakes stocked with game fish. Anderson's Fruit Farm, which has a processing operation at the farm, grows apples, peaches, and other fruit for local markets. Over 100 buildings are on the National Register of Historic Places including The Pillars, The Little Courthouse, and Ames Plantation. The Tennessee Forest Festival, held every October, is a natural festival due to the county's abundance of hardwood. Twenty-seven Hardwoods are shipped commercially from Hardeman County. There are two (2) centers in Bolivar (3 classrooms), one (1) center in Middleton (1 classroom), and one (1) center in Grand Junction (1 classroom).

*Hardin County*, home of the annual Civil War and Living History Demonstration, is abundant in history and recreation. Pickwick Lake and Pickwick Landing State Park just 14 miles south of Savannah, is a haven for boaters, fishermen, and campers. The Walking Tour of Savannah's Historic Homes and the Trail of Tears Walking Trail begin at the Tennessee River Museum, continue to the Cherry Mansion, Headquarters of General Grant during the Battle of Shiloh, and wind around the shady, tree lined streets of old town to the Wayne Jerrold's Riverside park. There are two Head Start Centers located in Savannah (4 classrooms).

## Overview of Service Area

### Page 2

*Haywood County*, home of the Peach Festival, has a vibrant business community along with agriculture and farming that are important ingredients in the community's overall economic mix. The mix of businesses and industries in Brownsville and Haywood County is ample evidence that there's great appeal in the resources and amenities of this serene community. Brownsville located in the rich, rolling farmlands of West Tennessee, is a quiet city which has maintained the charms of the past without ignoring the demands of the future. Two Head Start Centers (5 classrooms) are located in Brownsville. Of the five (5) classrooms there is one extended care service classroom and one 3-year old classroom. There is also a center in Stanton (1 classroom).

*Henderson County* and the City of Lexington have actively promoted business and industrial growth, leading to success in attracting new employers to the area. Three industrial parks, with roads and utility lines in place, are available to firms building facilities within the county. The county has a reliable labor force, and abundance of water, low natural gas and electric rates, and plenty of affordable land. It also enjoys a favorable central location, low tax rates and a moderate climate. Tourism is an important contributor to the local economy. Farming continues to contribute significantly to Henderson County's economy. While traditional types of farming have declined in recent years, there has been expansion in truck farming, orchards, recreational land use, and forestry. Natchez Trace State Park, the state's largest and most visited, with over 46,000 square acres, is six miles northeast of Lexington. There is one (1) Head Start Center located in Lexington (4 classrooms). Of those four (4) classrooms, one (1) is an extended care service classroom. There is also one (1) center in Reagan (1 classroom).

*McNairy County* is located in beautiful Southwest Tennessee, 30 miles from Jackson, Tennessee, 90 miles from Memphis; and situated on the Mississippi/Tennessee state line. McNairy County has eight (8) public schools. Five (5) public colleges and universities are located within a 30 mile radius of McNairy County. Vocational and technical courses are offered at Crump, Tennessee on the Eastern edge of McNairy County. Recreation parks and facilities are located throughout the county. Sports programs, golf and swimming are available for all ages. The County is well known for its quality hunting and fishing. Opportunities for enjoying concerts and plays are within an hour's drive. McNairy County is home to over 48 industries. Low occupation cost and location to the Nation's markets are real advantages to McNairy County industry also. Transportation is rapidly improving in the area also. With planned upgrading of US-64 and US-45 to four lane highways, McNairy County will once again be the crossroads of the South. Communities serving Head Start are Selmer, which has one (1) center with four (2) classrooms. There are also centers in Ramer and Adamsville with one (1) classroom each.

## WEST TENNESSEE COUNTIES



**Southwest HRA Head Start serves the following counties:**

**Chester**

**Decatur**

**Hardeman**

**Hardin**

**Haywood**

**Henderson**

**McNairy**

# CHESTER COUNTY DEMOGRAPHICS

## 2013

### RACE<sup>1</sup>

TOTAL	17,131
WHITE	87.7%
WHITE (non-Hispanic)	86.6%
BLACK	9.2%
HISPANIC	2.0%
ASIAN	0.4%
OTHER	2.0%



### ADDITIONAL STATISTICS

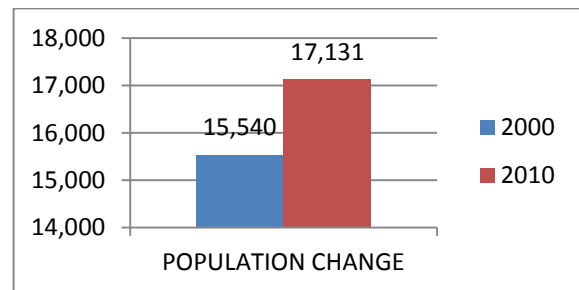
CHILDREN UNDER AGE 5 <sup>1</sup>	5.7%
NUMBER OF HOUSEHOLDS – 2005-2009 <sup>1</sup>	6,081
MEDIAN HOUSEHOLD INCOME – 2009 <sup>1</sup>	\$39,777
TOTAL EMPLOYED BY AGRICULTURE 2006-2010 <sup>1</sup>	205
TOTAL EMPLOYED BY FACTORIES 2006-2010 <sup>1</sup>	1,155
FOOD STAMP CASE LOAD <sup>2</sup>	1,715
TOTAL OF FAMILIES FIRST PARTICIPANTS <sup>2</sup>	191
PERCENTAGE OF POPULATION BELOW POVERTY – 2009 <sup>1</sup>	18.2%
TOTAL NUMBER OF FAMILIES RECEIVING TNCARE <sup>2</sup>	3,416

### GENDER<sup>1</sup>

MALE	48.3%
FEMALE	51.7%

### HEAD START CENTERS/ # OF CENTERS

CHESTER CO. CENTER	HENDERSON, TN	4
--------------------	---------------	---



### KINDERGARTENS/CHILD CARE PROVIDERS

PUBLIC KINDERGARTENS <sup>3</sup>	12
PRE-K CLASSROOMS <sup>3</sup>	1
SPECIAL NEEDS PRE-K CLASSROOMS <sup>3</sup>	1
DISABLED KINDERGARTEN/PRE-K CHILDREN <sup>3</sup>	37
FAMILY DAY CARE HOMES <sup>2</sup>	0
GROUP HOMES <sup>2</sup>	2
DAY CARE CENTERS <sup>2</sup>	2

### CACFP ELIGIBILITY (PRE-K – 12<sup>TH</sup>)<sup>3</sup>

FREE	1,347
REDUCED	202
INELIGIBLE	2,636

<sup>1</sup> 2010 CENSUS

<sup>2</sup> TN DEPARTMENT OF HUMAN SERVICES

<sup>3</sup> CHESTER CO. BOARD OF EDUCATION

# DECATUR COUNTY DEMOGRAPHICS

## 2013

### RACE<sup>1</sup>

TOTAL	11,757
WHITE	94.7%
WHITE (non-Hispanic)	93.1%
BLACK	2.9%
HISPANIC	2.6%
ASIAN	0.2%
OTHER	1.4%



### ADDITIONAL STATISTICS

CHILDREN UNDER AGE 5 <sup>1</sup>	5.7%
NUMBER OF HOUSEHOLDS – 2005-2009 <sup>1</sup>	4,998
MEDIAN HOUSEHOLD INCOME - 2009 <sup>1</sup>	\$32,776
TOTAL EMPLOYED BY AGRICULTURE 2006-2010 <sup>1</sup>	169
TOTAL EMPLOYED BY FACTORIES 2006-2010 <sup>1</sup>	890
FOOD STAMP CASE LOAD <sup>2</sup>	1,349
TOTAL OF FAMILIES FIRST PARTICIPANTS <sup>2</sup>	90
PERCENTAGE OF POPULATION BELOW POVERTY – 2009 <sup>1</sup>	21.1%
TOTAL NUMBER OF FAMILIES RECEIVING TNCARE <sup>2</sup>	2,590

### GENDER<sup>1</sup>

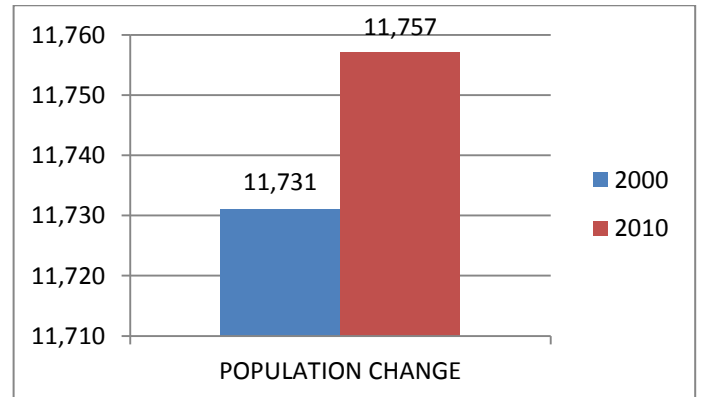
MALE	49.3%
FEMALE	50.7%

### HEAD START CENTERS / # OF CENTERS

DECATUR CO. CENTER	DECATURVILLE, TN	1
PARSONS CENTER	PARSONS, TN	1

### KINDERGARTENS/CHILD CARE PROVIDERS

PUBLIC KINDERGARTENS <sup>3</sup>	8
PRE-K CLASSROOMS <sup>3</sup>	3
SPECIAL NEEDS PRE-K CLASSROOMS <sup>3</sup>	1
DISABLED KINDERGARTEN/PRE-K CHILDREN <sup>3</sup>	57
FAMILY DAY CARE HOMES <sup>2</sup>	0
GROUP HOMES <sup>2</sup>	1
DAY CARE CENTERS <sup>2</sup>	1



### CACFP ELIGIBILITY (PRE-K – 12TH)<sup>3</sup>

FREE	833
REDUCED	108
INELIGIBLE	762

<sup>1</sup> 2010 CENSUS

<sup>2</sup> TN DEPARTMENT OF HUMAN SERVICES

<sup>3</sup> DECATUR CO. BOARD OF EDUCATION

# HARDEMAN COUNTY DEMOGRAPHICS

## 2013

### RACE<sup>1</sup>

TOTAL	27,253
WHITE	56.4%
WHITE (non-Hispanic)	55.8%
BLACK	41.4%
HISPANIC	1.4%
ASIAN	0.5%
OTHER	1.2%



### ADDITIONAL STATISTICS

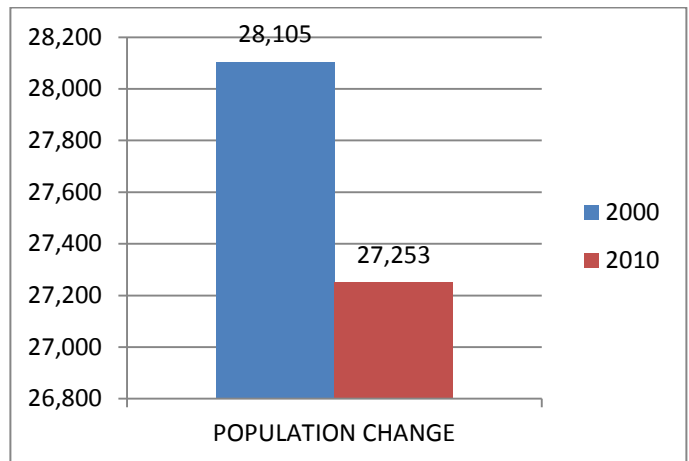
CHILDREN UNDER AGE 5 <sup>1</sup>	5.5%
NUMBER OF HOUSEHOLDS – 2005-2009 <sup>1</sup>	9,540
MEDIAN HOUSEHOLD INCOME – 2009 <sup>1</sup>	\$33,734
TOTAL EMPLOYED BY AGRICULTURE 2006-2010 <sup>1</sup>	273
TOTAL EMPLOYED BY FACTORIES 2006-2010 <sup>1</sup>	1,706
FOOD STAMP CASE LOAD <sup>2</sup>	3,566
TOTAL OF FAMILIES FIRST PARTICIPANTS <sup>2</sup>	201
PERCENTAGE OF POPULATION BELOW POVERTY - 2009 <sup>1</sup>	25.1%
TOTAL NUMBER OF FAMILIES RECEIVING TNCARE <sup>2</sup>	6,551

### GENDER<sup>1</sup>

MALE	54.4%
FEMALE	45.6%

### HEAD START CENTERS /# OF CLASSROOM

HARDEMAN CO. CENTER	BOLIVAR, TN	2
BOLIVAR CENTER	BOLIVAR, TN	1
GRAND JUNCTION CENTER	GRAND JUNCTION, TN	1
MIDDLETON CENTER	MIDDLETON, TN	1



### KINDERGARTENS/CHILD CARE PROVIDERS

PUBLIC KINDERGARTENS <sup>3</sup>	19
PRE-K CLASSROOMS <sup>3</sup>	10
SPECIAL NEEDS PRE-K CLASSROOMS <sup>3</sup>	3
DISABLED KINDERGARTEN/PRE-K CHILDREN <sup>3</sup>	82
FAMILY DAY CARE HOMES <sup>2</sup>	1
GROUP HOMES <sup>2</sup>	3
DAY CARE CENTERS <sup>2</sup>	6

### CACFP ELIGIBILITY (PRE-K – 12<sup>TH</sup>)<sup>3</sup>

FREE	2,788
REDUCED	335
INELIGIBLE	825

<sup>1</sup> 2010 CENSUS

<sup>2</sup> TN DEPARTMENT OF HUMAN SERVICES

<sup>3</sup> HARDEMAN COUNTY BOARD OF EDUCATION

# HARDIN COUNTY DEMOGRAPHICS

## 2013

### RACE<sup>1</sup>

TOTAL	26,026
WHITE	93.7%
WHITE (non-Hispanic)	92.6%
BLACK	3.4%
HISPANIC	1.9%
ASIAN	0.4%
OTHER	1.8%



### ADDITIONAL STATISTICS

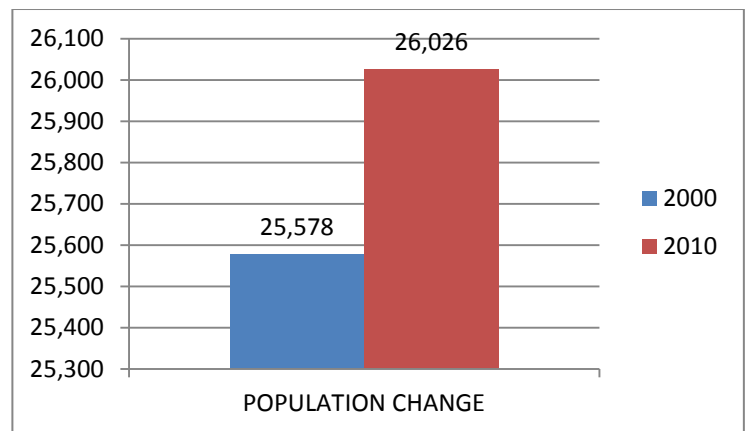
CHILDREN UNDER AGE 5 <sup>1</sup>	5.4%
NUMBER OF HOUSEHOLDS – 2005-2009 <sup>1</sup>	10,592
MEDIAN HOUSEHOLD INCOME – 2009 <sup>1</sup>	\$32,222
TOTAL EMPLOYED BY AGRICULTURE 2006-2010 <sup>1</sup>	215
TOTAL EMPLOYED BY FACTORIES 2006-2010 <sup>1</sup>	2,220
FOOD STAMP CASE LOAD <sup>2</sup>	3,469
TOTAL OF FAMILIES FIRST PARTICIPANTS <sup>2</sup>	289
PERCENTAGE OF POPULATION BELOW POVERTY – 2009 <sup>1</sup>	22.6%
TOTAL NUMBER OF FAMILIES RECEIVING TNCARE <sup>2</sup>	6,296

### GENDER<sup>1</sup>

MALE	48.7%
FEMALE	51.3%

### HEAD START CENTERS / # OF CLASSROOMS

HARDIN CO. CENTER	SAVANNAH, TN	3
SAVANNAH CENTER	SAVANNAH, TN	1



### KINDERGARTENS/CHILD CARE PROVIDERS

PUBLIC KINDERGARTENS <sup>3</sup>	16
PRE-K CLASSROOMS <sup>3</sup>	6
SPECIAL NEEDS PRE-K CLASSROOMS <sup>3</sup>	1
DISABLED KINDERGARTEN/PRE-K CHILDREN <sup>3</sup>	79
FAMILY DAY CARE HOMES <sup>2</sup>	0
GROUP HOMES <sup>2</sup>	1
DAY CARE CENTERS <sup>2</sup>	5

### CACFP ELIGIBILITY (PRE-K – 12<sup>TH</sup>)<sup>3</sup>

FREE	2214
REDUCED	265
INELIGIBLE	1,232

<sup>1</sup> 2010 CENSUS

<sup>2</sup> TN DEPARTMENT OF HUMAN SERVICES

<sup>3</sup> HARDIN COUNTY BOARD OF EDUCATION



# HAYWOOD COUNTY DEMOGRAPHICS

## 2013

### RACE<sup>1</sup>

TOTAL	18,787
WHITE	45.9%
WHITE (non-Hispanic)	44.8
BLACK	50.4%
HISPANIC	3.8%
ASIAN	0.1%
OTHER	1.1%



### ADDITIONAL STATISTICS

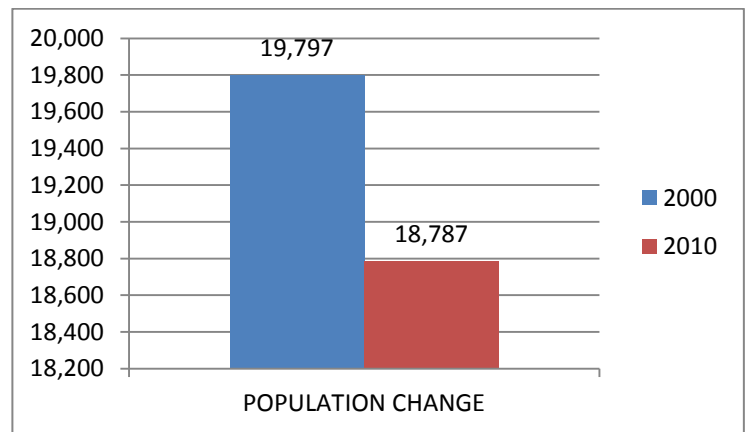
CHILDREN UNDER AGE 5 <sup>1</sup>	6.5%
NUMBER OF HOUSEHOLDS – 2005-2009 <sup>1</sup>	7,617
MEDIAN HOUSEHOLD INCOME – 2009 <sup>1</sup>	\$32,115
TOTAL EMPLOYED BY AGRICULTURE 2006-2010 <sup>1</sup>	277
TOTAL EMPLOYED BY FACTORIES 2006-2010 <sup>1</sup>	1,590
FOOD STAMP CASE LOAD <sup>2</sup>	3,091
TOTAL OF FAMILIES FIRST PARTICIPANTS <sup>2</sup>	260
PERCENTAGE OF POPULATION BELOW POVERTY – 2009 <sup>1</sup>	21.4%
TOTAL NUMBER OF FAMILIES RECEIVING TNCARE <sup>2</sup>	5,314

### GENDER<sup>1</sup>

MALE	47.10%
FEMALE	52.9%

### HEAD START CENTERS / # OF CLASSROOMS

BROWNSVILLE CENTER	BROWNSVILLE, TN	3
COLLEGE HILL CENTER	BROWNSVILLE, TN	2
STANTON CENTER	STANTON, TN	1



### KINDERGARTENS/CHILD CARE PROVIDERS

PUBLIC KINDERGARTENS <sup>3</sup>	15
PRE-K CLASSROOMS <sup>3</sup>	10
SPECIAL NEEDS PRE-K'S <sup>3</sup>	3
DISABLED K/PRE-K CHILDREN <sup>3</sup>	198
FAMILY DAY CARE HOMES <sup>2</sup>	0
GROUP HOMES <sup>2</sup>	0
DAY CARE CENTERS <sup>2</sup>	7

### CACFP ELIGIBILITY (PRE-K – 12<sup>TH</sup>)<sup>3</sup>

FREE	2,305
REDUCED	270
INELIGIBLE	833

<sup>1</sup> 2010 CENSUS

<sup>2</sup> TN DEPARTMENT OF HUMAN SERVICES

<sup>3</sup> HAYWOOD COUNTY BOARD OF EDUCATION

# HENDERSON COUNTY DEMOGRAPHICS

## 2013

### RACE <sup>1</sup>

TOTAL	27,769
WHITE	89.2%
WHITE (non-Hispanic)	88.2%
BLACK	7.9%
HISPANIC	1.9%
ASIAN	0.3%
OTHER	1.9%



### ADDITIONAL STATISTICS

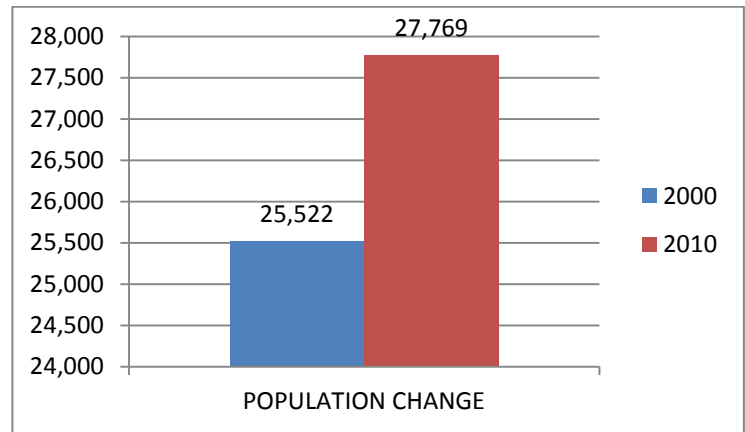
CHILDREN UNDER AGE 5 <sup>1</sup>	6.6%
NUMBER OF HOUSEHOLDS – 2005-2009 <sup>1</sup>	10,634
MEDIAN HOUSEHOLD INCOME – 2009 <sup>1</sup>	\$37,746
TOTAL EMPLOYED BY AGRICULTURE 2006-2010 <sup>1</sup>	133
TOTAL EMPLOYED BY FACTORIES 2006-2010 <sup>1</sup>	2,723
FOOD STAMP CASE LOAD <sup>2</sup>	3,409
TOTAL OF FAMILIES FIRST PARTICIPANTS <sup>2</sup>	290
PERCENTAGE OF POPULATION BELOW POVERTY – 2009 <sup>1</sup>	16.5%
TOTAL NUMBER OF FAMILIES RECEIVING TNCARE <sup>2</sup>	6,168

### GENDER<sup>1</sup>

MALE	48.1%
FEMALE	51.9%

### HEAD START CENTERS / # OF CLASSROOMS

MONTGOMERY CENTER	LEXINGTON, TN	4
REAGAN CENTER	REAGAN, TN	1



### KINDERGARTENS/CHILD CARE PROVIDERS

PUBLIC KINDERGARTENS – Henderson Co. <sup>3</sup>	15
PUBLIC KINDERGARTENS – Lexington City <sup>4</sup>	7
PRE-K CLASSROOMS <sup>3</sup> – Henderson Co. <sup>3</sup>	5
PRE-K CLASSROOMS – Lexington City <sup>4</sup>	2
SPECIAL NEEDS PRE-K'S - Henderson Co. <sup>3</sup>	3
SPECIAL NEEDS PRE-K'S – Lexington City <sup>4</sup>	1
DISABLED K/PRE-K CHILDREN – Henderson Co. <sup>3</sup>	79
DISABLED K/PRE-K CHILDREN – Lexington City <sup>4</sup>	27
FAMILY DAY CARE HOMES <sup>2</sup>	2
GROUP HOMES <sup>2</sup>	1
DAY CARE CENTERS <sup>2</sup>	3

### CACFP ELIGIBILITY (PRE-K – 12<sup>TH</sup>)<sup>3</sup>

FREE – Henderson Co. <sup>3</sup>	2044
FREE – Lexington City <sup>4</sup>	545
REDUCED – Henderson Co. <sup>3</sup>	394
REDUCED – Lexington City <sup>4</sup>	39
INELIGIBLE – Henderson Co. <sup>3</sup>	1469
INELIGIBLE – Lexington City <sup>4</sup>	300

<sup>1</sup> 2010 CENSUS

<sup>2</sup> TN DEPARTMENT OF HUMAN SERVICES

<sup>3</sup> HENDERSON COUNTY BOARD OF EDUCATION

<sup>4</sup> LEXINGTON CITY SCHOOLS

# McNAIRY COUNTY DEMOGRAPHICS

## 2013

### RACE<sup>1</sup>

TOTAL	26,075
WHITE	91.8%
WHITE (non-Hispanic)	91%
BLACK	5.9%
HISPANIC	1.5%
ASIAN	0.2%
OTHER	1.5%



### ADDITIONAL STATISTICS

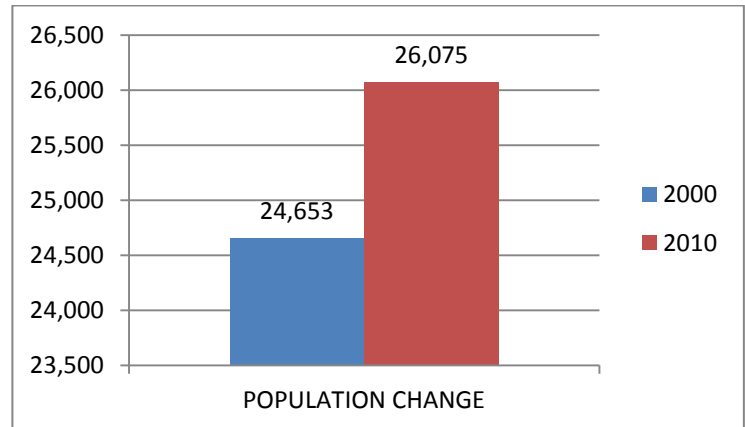
CHILDREN UNDER AGE 5 <sup>1</sup>	5.9%
NUMBER OF HOUSEHOLDS – 2005-2009 <sup>1</sup>	10,008
MEDIAN HOUSEHOLD INCOME – 2009 <sup>1</sup>	\$35,114
TOTAL EMPLOYED BY AGRICULTURE 2006-2010 <sup>1</sup>	86
TOTAL EMPLOYED BY FACTORIES 2006-2010 <sup>1</sup>	2,370
FOOD STAMP CASE LOAD <sup>2</sup>	3,843
TOTAL OF FAMILIES FIRST PARTICIPANTS <sup>2</sup>	170
PERCENTAGE OF POPULATION BELOW POVERTY – 2009 <sup>1</sup>	22.1%
TOTAL NUMBER OF FAMILIES RECEIVING TNCARE <sup>2</sup>	7,118

### GENDER<sup>1</sup>

MALE	49.1%
FEMALE	50.9%

### HEAD START CENTERS / # OF CLASSROOMS

SELMER CENTER	SELMER, TN	2
RAMER CENTER	RAMER, TN	1
ADAMSVILLE CENTER	ADAMSVILLE	1



### KINDERGARTENS/CHILD CARE PROVIDERS

PUBLIC KINDERGARTENS <sup>3</sup>	19
PRE-K CLASSROOMS <sup>3</sup>	7
SPECIAL NEEDS PRE-K'S <sup>3</sup>	5
DISABLED K/PRE-K CHILDREN <sup>3</sup>	118
FAMILY DAY CARE HOMES <sup>2</sup>	1
GROUP HOMES <sup>2</sup>	3
DAY CARE CENTERS <sup>2</sup>	1

### CACFP ELIGIBILITY (PRE-K – 12<sup>TH</sup>)<sup>3</sup>

FREE	2,345
REDUCED	373
INELIGIBLE	1,727

<sup>1</sup> 2010 CENSUS

<sup>2</sup> TN DEPARTMENT OF HUMAN SERVICES

<sup>3</sup> MCNAIRY COUNTY BOARD OF EDUCATION

## Head Start Child Demographics 2013-2014

### Child Demographic Information Based on total enrollment of 650 Children enrolled as of 1/25/12

#### Sex

Male	286
Female	336

#### Age

3 Yrs. old	207
4 Yrs. old	415

#### **Child's Relationship to Primary Adult (Based on 650 total enrollment)**

Child	597
Foster Child	6
Grandchild	14
Niece/Nephew	2
Other	3

#### **Ethnicity (Based on total enrollment of 650 children)**

Hispanic or Latin Origin	25
Non-Hispanic/ non Latino Origin	597

#### **Race (Based on total enrollment of 650 children)**

Indian Alaskan	2
Black	261
White	323
Asian	2
Pacific Islander	1
Multi/Bi Racial	33
Other	0

#### **CACFP Eligibility (Based on 622 of currently enrolled children 1/16/2013)**

Free	622
------	-----

**Number of Children on Waiting List** 152

**Number of Eligible Children for Next Year** 207

#### **Language (Based on 650 children enrolled as of 1/16/2013)**

English	611
Spanish	10
Far East	1

## Family Demographics 2012-2013

### Family Demographic Information based on 650(children) families served by Head Start this year as of 1/16/13

<u>Family Income</u>	<u>2011-2012</u>	<u>2012-2013</u>
To \$2,999	172	144
To \$5,999	75	72
To \$8,999	86	72
To \$11,999	94	87
To \$14,999	73	84
> \$15,000	150	163

#### **Parental Status (Based on total enrollment of 622 children)**

One Parent	400
Two Parent	222

**Number of WIC families: 339**

**Number of TANF families: 140**

**Number of SSI families: 77**

#### **Education Level (Count based on 576 as of 1/16/2013 Primary Adults in our Head Start families)**

<High School Grad.	85
High School Grad. or GED	345
Some College/Training	137
Advanced Degree	9

#### **Employment Status (Count based on 576 Primary Adults in our Head Start families)**

<b>Two Parent Families</b>		<b>One Parent Families</b>	
Both Employed	40	Employed	177
One Employed	111	Unemployed	193
Both Unemployed	55	<b>Total</b>	<b>370</b>
<b>Total</b>	<b>206</b>		

#### **Income Eligibility (Count based on 650 children enrolled at the time of the assessment)**

Income Eligible	339
Public Assistance	194
Over Income Guidelines 101-130%	6
Over Income Guidelines >130%	37
Foster Children	7
Homeless	39



**POPULATION BY AGE<sup>1</sup>**  
**OF COUNTIES SERVED**  
**BIRTH YEARS 2008 & 2009**

<b><u>COUNTY</u></b>	<b>(BORN IN 2008)</b>	<b>(BORN IN 2009)</b>
	<b>4 YRS. OLD</b>	<b>3 YRS. OLD</b>
Chester	181	181
Decatur	126	132
Hardeman	333	316
Hardin	292	285
Haywood	222	240
Henderson	373	332
McNairy	321	297

**2008 & 2009 HISPANIC POPULATION**  
**OF COUNTIES SERVED**

<b><u>COUNTY</u></b>	<b>(BORN IN 2008)</b>	<b>(BORN IN 2009)</b>
	<b>0 - 4 YRS. OLD</b>	<b>0 - 3 YRS. OLD</b>
Chester	10	10
Decatur	10	11
Hardeman	20	20
Hardin	29	30
Haywood	74	77
Henderson	29	31
McNairy	33	36

We are still providing translation services to our non English speaking families. Our bilingual specialist assist in translating for the Hispanic/Latino families that we serve, along with formatting written materials from English to Spanish.

---

<sup>1</sup> TN DEPARTMENT OF HEALTH STATISTICS AND DATA

**FOOD STAMPS, FAMILIES FIRST AND TENNCARE**

**CASE LOAD INFORMATION**

**FOOD STAMP CASE LOAD <sup>1</sup>**

(by household as of November 2012)

<b>Chester</b>	<b>1,733</b>
<b>Decatur</b>	<b>1,354</b>
<b>Hardeman</b>	<b>3,471</b>
<b>Hardin</b>	<b>3,524</b>
<b>Haywood</b>	<b>3,162</b>
<b>Henderson</b>	<b>3,307</b>
<b>McNairy</b>	<b>3,866</b>

**TENNCARE ENROLLMENT DATA<sup>1</sup>**

(as of September 2012)

<b>Chester</b>	<b>2,061</b>
<b>Decatur</b>	<b>1,582</b>
<b>Hardeman</b>	<b>3,419</b>
<b>Hardin</b>	<b>3,669</b>
<b>Haywood</b>	<b>2,850</b>
<b>Henderson</b>	<b>3,298</b>
<b>McNairy</b>	<b>4,150</b>

**FAMILIES FIRST GROUPS<sup>1</sup>**

(as of January 2012)

<b>Chester</b>	<b>176</b>
<b>Decatur</b>	<b>76</b>
<b>Hardeman</b>	<b>182</b>
<b>Hardin</b>	<b>270</b>
<b>Haywood</b>	<b>235</b>
<b>Henderson</b>	<b>248</b>
<b>McNairy</b>	<b>186</b>

---

<sup>1</sup> TN DEPARTMENT OF HUMAN SERVICES – DISTRICT OFFICE



## Recruitment Area

Our Agency serves children from all parts of the seven (7) county area. Our recruitment areas include as many Head Start eligible families and children as possible, and the maps shown in the attachment indicate a fairly adequate distribution of the 17 sites within the seven (7) county area.

Following are maps of our designated area—Southwest HRA Head Start Program is involved in seven of the counties which are: Chester, Decatur, Hardeman, Hardin, Haywood, Henderson, and McNairy. The locations for the classes are designated on the map showing the exact area involved.

**Chester County**      Henderson                      4 classes

*\*One classroom is a Pre-K collaboration classroom with extended care services.*

**Decatur County**      Decaturville                      1 class

Parsons                      1 class

**Hardeman County**      Middleton                      1 class

Bolivar                      3 classes

Grand Junction              1 class

*\*Two (2) classes are 3-yr old classrooms.*

**Hardin County**      Savannah                      4 classes

**Haywood County**      Brownsville                      5 classes\*

*\*One of these classes is an extended care classroom. One class is a 3-yr old class.*

Stanton                      1 class

**Henderson County**      Lexington                      4 classes\*

*\*One of the above classes is an extended care class.*

Reagan                      1 class

**McNairy County**      Selmer                      2 classes

Adamsville                      1 class

Ramer                      1 class

*Ramer is a 3-yr old classroom.*

The funded enrollment for 2013-2014 will be 579 children. Southwest HRA Head Start will attempt to continue our current practice of serving more children than our funding level in order to accommodate the needs of our service area. All of this will be done only if additional children can be served with no adverse effect on services. No classroom enrollment shall exceed 20 children.

All of the centers are inspected and we receive a license for each center from the Department of Human Services.

## **Community Resources**

The Southwest Tennessee Family Resource Directory is the most comprehensive reference available and includes information about the seven (7) county service area. Each county has a County Resource Guide which has details related to the specific county: demographic information, adolescent treatment program, child care services, educational opportunities, employment opportunities, financial services, health/health related, housing, legal services, nutrition services, planning services, transportation, volunteer services, and youth programs. Southwest Head Start also utilizes the Directory of Services and information about parenting classes and community education is available at each center.

## **PROGRAM DECISION MAKING**

### **PROGRAM GOALS**

*The mission of The Southwest HRA Head Start is to create and support a safe and caring place of success for children, their families and Head Start staff while meeting and exceeding the national goals of Head Start.*

Southwest HRA Head Start strives to provide services and programs which will enhance the growth and development of children and to prepare them for later academic and social success. We believe the preschool years and the experiences that children have during these years are vital to successful development so we make every effort to provide the highest quality program possible. We believe that growth and development are multi-dimensional so we offer the comprehensive services of education, medical, dental and nutritional health, and social services. We believe that children with disabling conditions both benefit from and contribute to programming for preschool children so we make a special effort to serve and support children with disabling conditions. Finally, we believe that parents are the most important people in the lives of their children and that the support parents give children as they grow and develop is crucial to their future success. As a result of this belief, we involve parents in all aspects of the program, and support them in their roles as parents, and as providers for their families.

An analysis of the data in this year's community assessment pointed out the need for action in several areas.

**State Pre-K:** An increased number of Pre-K classrooms have impacted our program in several ways.

1. Many parents are opting to send their children to state Pre-K for several reasons:
  - A. longer hours
  - B. transportation
  - C. location
  - D. siblings in K-12 county schools
2. Since the state Pre-K cannot serve three year olds, our number of three year olds has increased significantly and our research indicates it will continue to increase.
3. Increased number of three year old children will begin to have an impact on our adult/child ratio as mandated by the Head Start Performance Standards.

### **Immediate Short Term Goals**

1. Intensify outreach/recruitment with increased focus on three year olds and disabled children.
2. Continue to develop a relationship with county Local Education Authorities (LEA's) to ensure that Head Start serves the most needy children and families.
3. To seek a different building in both Stanton and Reagan. The current buildings require expensive and obsessive maintenance and it has reached a point where we need different buildings to operate in these locations.

### **Ongoing Short Term Goals**

1. The Head Start Program will continue its commitment to referring parents with day care needs to the Department of Human Services Child Care Broker Program since many of the Head Start parents are employed in jobs that require work in the evenings or weekends.
2. The Agency will continue to advocate for better TennCare services and improvements in the transportation system related to medical appointments. The program will encourage dentists to enroll in the program, and will encourage the managed care organizations to provide the services that have been contracted for in their agreements with the state. It has been noted that requests have been made by parents to staff in securing transportation to distant providers, and that the managed care organizations are in fact responsible for transportation. The Head Start program will continue to use its funds as a last resort while insuring that services are in fact provided in a timely manner.

## PROGRAM GOALS

### PAGE 2

3. The Agency must continue in its training commitment and efforts to improve recommendations and satisfaction for employees who meet the high expectations of the program. A training program for the Head Start Staff and Policy Council Members that will better inform the public of our Head Start Program activities in the communities in which our program operates. A CDA or credentialed staff person must be in each classroom and the Agency must continue in its efforts to extend the training requirements to teacher assistants who lack the credential and others who directly work with children. The Agency should also encourage staff to secure additional training in appropriate areas. As specified in the Revised Performance Standards, the concepts of child services, family services, administration, and community linkages will be considered in improving the management plan.
4. To provide impoverished and/or disabled children the needed medical and dental services required. This process includes coordination of the Family Services, Health, Parent Involvement, and Disabilities Areas. This will be accomplished by providing transportation when necessary, purchasing proper equipment and supplies, providing therapists and consultants to aid the children, parents, and teaching staff, and by making referrals and appointments for therapy for the more severely disabled. .
5. To ensure that the impoverished child and his family are provided the services that are necessary to narrow the gap between them and the more advantaged.
6. To provide the parents with information and training that will help them understand how children learn and grow and how this learning can be extended into the home.
7. To fulfill all efforts to identify, coordinate, integrate and utilize the existing community resources and services in our locality in providing educational, nutritional, health, social, parent involvement, and psychological services for the children and their families.
8. To continue to work with Head Start fathers in promoting involvement in their children's lives. We will continue to strive to provide information and training to help fathers, mothers, kids, and everyone to understand that fathers play an irreplaceable role in the lives of their children.
9. To identify and serve more homeless families according to the McKinney-Vento Act.
10. Train staff to work with parents on importance of dental and medical appointments and follow-ups as necessary.
11. Conduct Agency Board and Head Start Policy Council Training.
12. Ethics and Professionalism Training for staff for the workplace and working with Head Start parents.
13. Ensure Staff is knowledgeable concerning agency and program policies and procedures and Office of Head Start Monitoring System.

**Long Term Goals**

In order to continue providing effective and efficient programs and services to Head Start children and their families, Southwest HRA Head Start has developed the following long range goals.

***Program Expansion:***

Southwest HRA Head Start will continue to monitor data and request expansion funds as necessary when funds are available.

***Collaboration:***

Southwest HRA Head Start will continue to build upon existing partnerships and will seek out new partners that will allow us to provide ever improving services and programs to Head Start children and their families.

During the program year our Head Start Program provides emergency funds to assist families who cannot find assistance through other agencies or programs.